

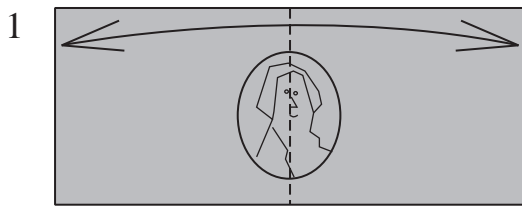
Kayak

By Tom May ©2000

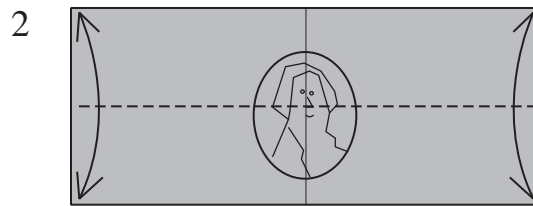
What else can this model be? To me it also looks like an eye... especially if you make two and secure them onto your eyes with the use of thread (NO! I don't mean piercing your eyeballs! -- the thread goes behind your head like a bandana!). If you bend the model in half, it can be a talking banana. Out of a giant rectangle of paper it would make for quite a hat. If you slide it onto your index finger, it can be a woodpecker. If you put'em onto all ten fingers you'd have a woodpecker construction site... or perhaps Santa Claws.



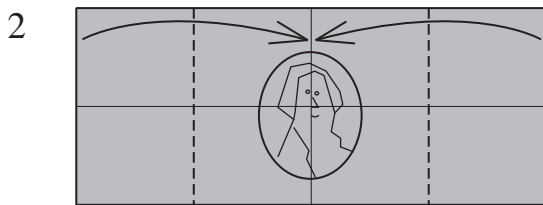
Kayak navigating through a narrow channel of dishwater.



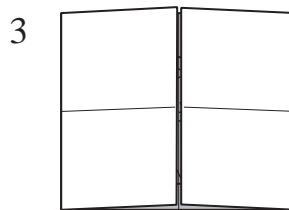
1 Begin face up. Valley-fold in half and unfold.



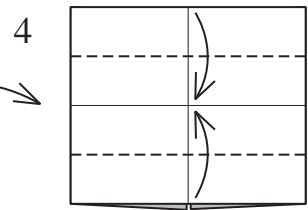
2 Make valley-fold in half and unfold.



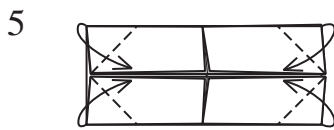
Valley-fold.



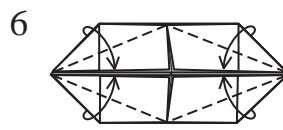
Turn over.



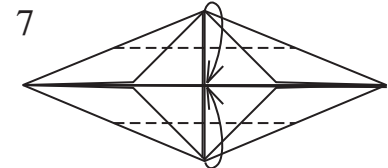
Valley-fold.




Valley-fold.



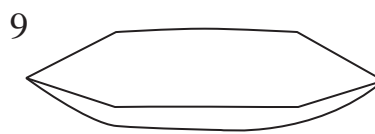
Valley-fold.



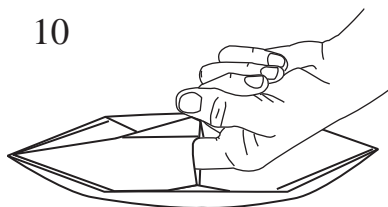
Valley-fold.




Turn model inside-out by wrapping the central layers around to the back side.



Turn over.



Reach in and elevate one layer to form the the top of the kayak.



Mountain-fold to form the man hole.



The Kayak is ready to take for a float. If you look in the manhole you can see George Washington is already a passenger.