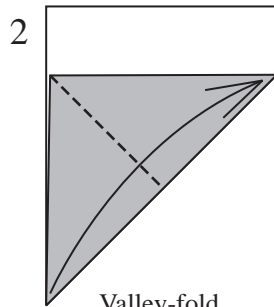
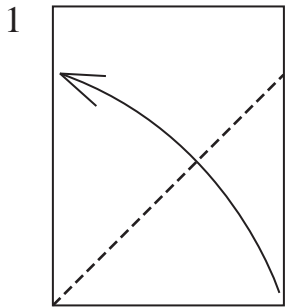


Football Envelope

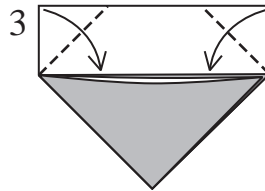
By Laura Kruskal

Diagrammed by Jeremy Shafer

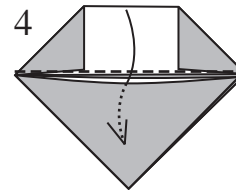
Here's a model of such stunning simplicity that even a real football player could tackle it.



Valley-fold



Valley-fold




Valley-fold, tucking the flap into the front pocket.



The football envelope has been thrown together.

For an envelope, begin with a sheet of typing paper. For a football begin with a much smaller rectangle.



To play Table Football, two players sit at opposite ends of a table and slide the football back and forth to each other. The object is to make the football stop on your opponents side such that any part of it is hanging over the edge of the table (as pictured to the left). That's a touch down -- 7 points.

If you slide the football off the other end of the table three times then your opponent gets to try for a field goal -- 3 points -- which involves him/her finger-flicking the football up between your upright finger goal posts (as pictured above). Anytime someone scores, both players off-the-end tallies go back to zero. First player to reach 1000 points wins.